

**BRIDGEPORT PUBLIC SCHOOLS**

**READING  
CMT PRACTICE  
PACKET**

**#1**

***Reading***



**STUDENT'S NAME:** \_\_\_\_\_

Degrees of Reading Power  
Grade 4 - December 2007

**DIRECTIONS:** Read the passage below and note that words are missing from it. Where a word is missing, there is a blank line with a number. Choose the word that makes the most sense for each blank.

\*\*\*\*\*



**Selection 1:**

Poison ivy is a plant. It grows in many parts of the country. It spreads along the ground. It climbs trees and fences. It grows everywhere.

People who brush against a poison ivy plant get a rash. Their skin itches. It makes them want to 1. Poison ivy won't kill you. But it makes you feel very unhappy.

People get poison ivy when they walk in the woods. Long sleeves and long pants will help to protect your arms and legs. But it is still easy to get a rash on the fingers or hands. 2 are useful for protection.

The best way to recognize the plant is by its leaves. They are always found in groups of three. Stay away from any plant with three leaves unless you are sure it is not poison ivy. During the summer the leaves are green. But the 3 changes. In the fall leaves turn to red or brown.

1

- laugh    scratch
- vomit    cry
- fight

2

- Helmets    Gloves
- Parents    Guns
- Windows

3

- weight    cost
- color    age
- sky

A good rule is to avoid anything that might be poison ivy. Never 4 it. Poison ivy leaves an oil on your skin. If you do brush against the plant, try to wash the oil off. Wash as soon as possible. Try not to wait more than five minutes. But even if you wait an hour, it still helps to wash. Wash with soap and water. You must wash for a long time. The oil from poison ivy sticks to your skin. It is hard to wash it off.

Some people can handle poison ivy without getting a rash. But most people are not so lucky. Some people even get a very severe reaction. They must see a 5. If the rash is extremely severe, they may even have to go to a hospital.

Poison ivy is a strong and tough plant. It is not easy to 6 it. Some people think they can burn it. Poison ivy should never be burned. When it burns, its oil gets into the air. Tiny drops of oil get on your body. You can get awful rashes on your face, on your eyes, and in your ears. The oil in the air from burning poison ivy is very dangerous.

Poison ivy looks harmless in the winter. The plant may even look like it's dead. But touching it can still produce a rash.

When you walk in the woods, the oil from poison ivy can get on your clothes. Sometimes it gets on dogs' or cats' fur. If you touch a cat or dog that played in poison ivy, you can get a rash. So it's helpful if 7 stay away from the plant. Otherwise anyone who plays with them can get the rash. This is especially important for small children.

4

- touch
- cook
- cover
- shake
- water

5

- movie
- ghost
- doctor
- judge
- snake

6

- kill
- find
- sell
- draw
- help

7

- pets
- children
- soldiers
- cooks
- farmers

## Selection 2:

In the mid-19th century, a small insect reached Europe from the United States. This insect fed on grapevines, destroying their roots. All over Europe, vines began dying. It was clear that the 8 could not withstand the attack. They had to be pulled out. Some landowners put in new vines, immune to the insects, while others changed crops. The owners of the Lascaux Estate in France replaced their grapes with pine saplings. The trees grew, and brambles and bushes sprouted among them. After many years, there were 9 where the vineyards had been.

Removing the vines at Lascaux had loosened the soil, so that when one of the pines blew over, its roots opened a deep hole. Farmers, fearing that cattle, might fall in, filled the pit with branches. That way, the animals could move about safely. The farmers would not have to 10. For years they kept the pit filled, but in 1940, some youths found the hole. Removing the branches, they went down and found another opening below. They wanted to enter, but the opening was too narrow. None of them could 11. With a knife, the youths enlarged the opening and squeezed in. They found themselves in a cave and began walking. They moved slowly, for their lamp was weak. It was hard to 12. However, when they reached a narrow corridor, their light hit the walls. They realized there were paintings of animals on the walls and wondered if the whole cave was decorated. They retraced their steps and looked, holding the lamp to the walls. There were indeed many 13.

News of the paintings spread quickly. People who studied them said they were 25,000 years old. They were the best preserved paintings from that period yet known. Reporters came to Lascaux, wrote about the cave, and photographed it. Stories were printed around the world. The cave grew 14. Today, photographs of the Lascaux Cave appear in many books.

- 8  sheep  plants  
 streams  children  
 buildings

- 9  lakes  roads  
 woods  valleys  
 villages

- 10  worry  wait  
 share  trade  
 water

- 11  pay  swim  
 read  fit  
 shoot

- 12  hear  see  
 work  refuse  
 leave

- 13  noises  graves  
 drops  maps  
 pictures

- 14  cold  dry  
 famous  dark  
 large




GO ON →

## Story

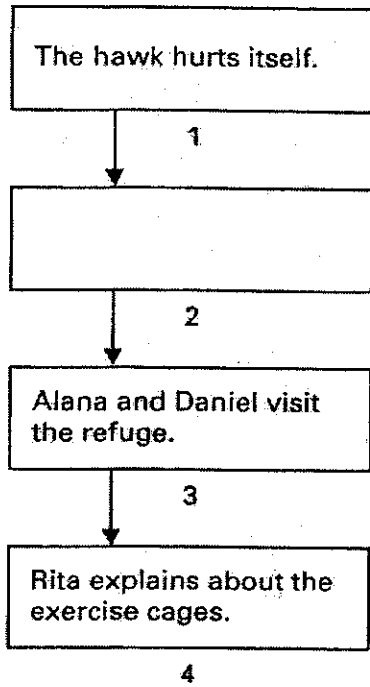
Kelly and her father like to take walks and name the birds they see. When her father found this story in a young people's magazine, he gave it to Kelly to read.

### The Hawk

1. When Wally entered their lives, Alana Keene and her brother Daniel had been doing homework. A loud whack at the living room window interrupted the scratching of their pencils on paper. They called to their dad, and the three of them rushed outside to see what had happened.
2. On the ground beneath the window lay a huge brown bird with a white head. It tossed and turned, thrashing its wings about on the ground.
3. "That's an unusual looking bird!" exclaimed Daniel. "What kind is it?"
4. "It looks like a hawk," said Mr. Keene.
5. The bird continued struggling, sometimes hitting a wing against the side of the house. "It's going to hurt itself!" cried Alana.
6. "Let's call County Wildlife Refuge," said Mr. Keene.
7. A woman at the refuge, Rita Banner, told Mr. Keene to throw a blanket over the bird. Then, it wouldn't see things that might frighten it and cause it to hurt itself more. She said she'd come get the bird and soon arrived in a van. The Keenes watched as she pulled on long, heavy gloves. Carefully, she removed the blanket covering the bird.
8. "Won't it try to bite you?" asked Daniel, looking at the bird's sharp, hooked beak.
9. "That's less possible when it's held by its claws," said Rita. "A hawk is more likely to use its claws than its beak for protection."
10. Rita explained that the hawk had knocked itself out when it flew into the window. The County Wildlife Refuge would be the place to find out how badly it had hurt itself. She put the bird in a special box in the van and drove away.
11. The next day, Rita called and invited Mr. Keene, Alana, and Daniel to come to County Wildlife Refuge to see the bird. Mr. Keene thanked her and mentioned that his children had named the hawk "Wally."
12. Rita met them at the gate of the refuge center when they visited a few days later. "We have many special areas to take care of sick or hurt animals," she said. "Let's begin with the clinic where hurt birds are brought."
13. They walked through the clinic and the grounds. Then Rita showed them enormous cages containing birds of all sizes and varieties. Finally, she led them to one where a large brown bird sat on a limb.



Use the chart below to help you answer question 15.



15

Which event belongs in box 2?

- a Rita comes to rescue the hawk.
- b The family says goodbye to Wally.
- c Alana and Daniel do their homework.
- d The family walks through the clinic.

16 The ideas in paragraph 15 are arranged to show

- f a list of details.
- g the order in which things happened.
- h how two things are alike.
- j a main idea with supporting details.

17 If the writer had added another paragraph to the end of the story, it would most likely have described

- a Wally flying back into the woods.
- b Rita placing Wally in a smaller cage.
- c Alana and Daniel doing their homework.
- d County Wildlife Refuge's oldest buildings.

14. "There's Wally," she said.
15. They were amazed at the change in Wally. His huge claws grasped the branch as he looked at them with curiosity. He flapped his wings several times as if preparing for flight.
16. "This is one of our exercise cages," Rita said. "We bring birds here after they've healed and before returning them back into the wild, so they can repair their flying muscles. Wally is almost ready to head back to the woods. He was lucky; he's going to be fine."
17. Alana and Daniel said, "Goodbye" to Wally. He seemed to know who they were and made a swoop around the cage as if to say "Thank you!"

---

Answer questions 10 through 17 on your answer sheet.

- 10 According to paragraph 7, the blanket was important because it kept the bird
- f alone.
  - g warm.
  - h from being more frightened.
  - j from seeing its friends.

- 11 What was the most important thing to the writer of this story?
- a Knowing the different types of hawks
  - b Teaching people to handle hurt wildlife with care
  - c Making sure wild birds don't scratch people
  - d Saving money for bigger cages for the largest birds
- 12 From the information in the story, you can tell that Rita is
- f sneaky.
  - g artistic.
  - h anxious.
  - j skilled.
- 13 Paragraph 11 is mostly about
- a a health report.
  - b an invitation to visit Wally.
  - c a wildlife refuge.
  - d an outing for a family.
- 14 In paragraph 13, the word varieties means
- f truths.
  - g approaches.
  - h kinds.
  - j facts.

**“A Trip to the Beach” is a story about a boy who has no interest in going with his grandmother to the beach. Read the story, and then answer Questions 9–16.**

“This will be the longest two weeks of my life,” Ramon muttered to himself as he packed his suitcase. He could picture the scene now—nothing but sand, seaweed, and cold water.

“Grandma is so excited to take you to the beach,” his mother said. “You’ll see. There are lots of fun things to do there.”

Ramon couldn’t imagine what these fun things might be. He thought about his best friends, Huang and Tony, and wondered what fun he would miss while he was away.

On the first morning of his visit, the sun was shining brightly. Ramon’s grandmother gathered beach towels and a picnic basket. “Let’s go down to the beach,” she suggested.

When they got to the beach, Ramon took a deep breath. The air smelled fresh and salty, and the warm breeze felt good.


“Please stay where I can see you!” his grandmother called, placing her beach towel on the dry sand. “We’ll be having lunch in about two hours.”

Ramon walked down to the water and stuck in a toe. It was freezing cold, just as he’d imagined. Just then, he noticed a man and another boy, who looked about his age. The boy was digging a deep hole in the sand. Ramon walked over to them.

The man was shaping a pile of sand into a figure. The figure was a dolphin with a laughing boy clinging to its back. It looked so real, just like a sculpture in a museum.

The man looked up. “Hi there,” he said. “Are you interested in sand sculpting?”

holding on tightly  
a statue or figure  
modeled of clay, wax, sand,  
or other material



Ramon shrugged. "I've never tried it. I'm just here visiting my grandmother." He pointed to his grandmother, and the man waved to her.

"I know your grandmother," he said. "We're neighbors. I'm Frank Parks, and this is my son, Pete. You're welcome to help out if you like."

"I guess I could help for a little while," Ramon said. He and Pete dug more wet sand. Mr. Parks used the wet sand to add another dolphin to his sculpture.

In what seemed like no time at all, Ramon heard his grandmother calling him for lunch. He couldn't believe that two hours had passed! He hadn't thought about home even once.

The next day, Ramon awoke to another sunny morning. He hurried down to the beach to look for Pete and Mr. Parks. They were already building a huge castle with towers and arches.

"You came back. Well, if you're going to join our sand sculpting team," Mr. Parks said, "you'll have to learn a few basic rules."

Ramon nodded. "First," Mr. Parks said, "do you see how Pete is making the towers?" Ramon watched Pete flatten handfuls of wet sand into "pancakes" and stack them on top of each other. "You use smaller handfuls of sand as you go up so that the tower doesn't get too heavy on top and fall over. Why don't you give it a try?"

Ramon shaped some wet sand into "pancakes," and stacked them up to make a tower. Next, Mr. Parks and Pete showed him how to make a brick shape and layer the bricks to make walls. Then Pete showed Ramon how to carve windows and doors in the sand.

The sun was high in the sky by the time they finished. "We're having a picnic at our house this afternoon," Pete said to Ramon. "Would you like to come?"

Ramon smiled as he answered, "Sure!" He wondered if Pete and Mr. Parks could teach him how to make arches next. "It's a good thing I have two whole weeks before I leave," he thought. Maybe this visit to the beach wouldn't be so bad after all!



arches: curved parts of a structure that hold up the weight of material in open spaces, such as in doors

**9** This story is mostly about

- Ⓐ a boy who learned he could have fun at the beach.
- Ⓑ a boy who made a sand sculpture with his dad.
- Ⓒ a boy who pleased his grandmother.
- Ⓓ a boy who went swimming in the ocean.

**10** Which of the following details from the story *best* tells that Ramon has changed his mind?

- Ⓕ Ramon joined Pete and Mr. Parks for a picnic.
- Ⓖ The sun was warm and bright at the beach.
- Ⓗ Ramon decided that the visit wasn't so bad after all.
- Ⓙ Ramon got along very well with his grandmother.

**11** According to the story, you can conclude that Ramon

- Ⓐ enjoyed sand sculpture.
- Ⓑ didn't want to spend time with his grandmother.
- Ⓒ became very good at sand sculpture.
- Ⓓ will visit Pete again next summer.

**12** Which of the following events happened *before* Ramon saw the man and the boy digging in the sand?

- Ⓕ Ramon walked over to them.
- Ⓖ Ramon walked down to the water and stuck in a toe.
- Ⓗ Ramon helped build a sand dolphin.
- Ⓙ Ramon discovered that they were neighbors.

- 13** How does the author describe the setting of the story?
- Ⓐ It was windy on the beach.
  - Ⓑ The beach was nothing but sand, seaweed, and cold water.
  - Ⓒ The air smelled fresh and salty, and the warm breeze felt good.
  - Ⓓ It was freezing cold, just as he'd imagined.

- 14** Because Mr. Parks asked Ramon if he'd like to help, Ramon
- Ⓐ went to the beach.
  - Ⓑ never ate lunch.
  - Ⓒ missed seeing his friends.
  - Ⓓ helped Pete dig wet sand.

- 15** Which word best describes Mr. Parks?
- Ⓐ friendly
  - Ⓑ quiet
  - Ⓒ large
  - Ⓓ strict

- 16** Which of the following did *not* happen in the story?
- Ⓐ Ramon went with his grandmother to the beach.
  - Ⓑ Ramon stuck his toe in the water.
  - Ⓒ Ramon learned how to make sand sculptures.
  - Ⓓ Ramon invited Pete to a picnic at his grandmother's house.

## Editing and Revising

### Story 1: DIRECTIONS:

Jeremy has decided to write a report about Jane Goodall, who is famous for her work with animals. He has written a draft. Now he needs help editing and revising it.

Read Jeremy's draft, and use it to answer Numbers 11 through 20.

### Jane Goodall, Friend of the Chimps

(1) Jane Goodall is known for her work with animals. (2) She became well known by studying how animals act and live to become famous. (3) For more than 30 years, she studied the chimps in Africa.

(4) Dr. Goodall was born in London, England. (5) She was born on April 3, 1934. (6) When Jane was young, she read many books on wild animals. (7) Later on, she wrote about them as if they were her friends. (8) Sometimes she imagined that she was living with them. (9) She dreamed of going to Africa. (10) She wanted to see wild animals in nature.

(11) In 1957, she went to Africa, when two friends invited her to visit. (12) Finally, her dream of seeing these animals was coming true. (13) A few months after she arrived in Africa, she met a famous scientist. (14) His name was Dr. Louis Leakey. (15) Dr. Leakey needed someone smart to help him examine chimps in the wild. (16) After meeting Dr. Goodall, he knew that he had found the finest person for the job. (17) In 1960, she began to study chimps. (18) Dr. Goodall continued studying them for the next 35 years.

(19) She learned that they were more like humans than people used to think. (20) She watched the chimps playing and she watched the chimps eating and she watched the caring for their young and she watched the chimps making tools. (21) She wrote reports about all the things she saw. (22) Her reports taught the rest of the world how chimps behave.

(23) In 1977, Dr. Goodall created the Jane Goodall Institute. (24) Its office is located in Silver Spring, Maryland. (25) The group teaches people about chimps. (26) It also teaches people how to save the wild areas where the chimps live. (27) Although Dr. Goodall doesn't live among the chimps any longer, she gives speeches and writes about her experiences. (28) She hopes that more people will become interested in these wonderful animals.

11. Choose the best sentence to add right after sentence 10.
- She wanted to become a scientist.
  - This study of chimps made her famous.
  - This area was known for having wild animals.
  - She had an amazing collection of animal pictures.

12. Choose the best topic sentence to add to the beginning of the paragraph that starts with sentence 19.
- While in Africa, she enjoyed the weather.
  - Over the years, she wrote many letters home.
  - Now that she was older, she planned to return to England.
  - During this time, she discovered many new things about chimps.

13. Read sentence 2. It is poorly written.

**She became well known by studying how animals act and live to become famous.**

Choose the best way to rewrite this sentence.

- She became famous by studying how animals act and live.
- Well known she became by studying how animals act and live.
- By studying how animals act and live, she became well known and famous.
- To become famous and well known, she began studying how animals act and live.

14. Choose the correct way to write the underlined part of sentence 5.

She was born on April 3 1934.

- April, 3 1934.
- April, 3, 1934.
- April 3, 1934.
- No change is needed.

**GO ON**

- 15 Choose the correct way to write the underlined part of sentence 6.

When Jane was young, she read many Books on wild animals.

- she read many books on wild animals.
- she read Many Books on Wild animals.
- she read Many books on Wild animals.
- No change is needed.

- 16 Choose the best way to combine the ideas of sentences 9 and 10 into one sentence.

She dreamed of going to Africa. She wanted to see wild animals in nature.

- She dreamed of wild animals in nature going to see Africa.
- She dreamed of Africa in nature going to see wild animals.
- She dreamed of going to Africa to see wild animals in nature.
- She dreamed of going to Africa in nature to see wild animals.

- 17 Choose the correct way to write the underlined part of sentence 15.

Dr. Leakey needed someone smartt to help him examine chimps in the wild.

- smat
- smrte
- smart
- No change is needed.

- 18 Choose the correct way to write the underlined part of sentence 16.

After meeting Dr. Goodall, he knew that he had found the most finest person for the job.

- fine
- finest
- more finer
- No change is needed.

GO ON

- 19 Read sentence 20. It is poorly written.

She watched the chimps playing and she watched the chimps eating and she watched the chimps caring for their young and she watched the chimps making tools.

Choose the best way to rewrite this sentence.

- She watched the chimps playing, eating, caring for their young, and making tools.
- She watched the chimps playing, chimps eating, chimps caring for their young, and chimps making tools.
- She watched the chimps playing and eating she watched the chimps caring for their young she watched the chimps making tools.
- She watched the chimps playing. And eating, she watched the chimps caring for their young. She watched the chimps making tools.

- 20 Choose the correct way to write the underlined part of sentence 24.

Its office is located in Silver Spring Maryland.

- in Silver Spring Maryland,
- in Silver Spring, Maryland.
- in Silver Spring, Maryland?
- No change is needed.